

## Getting started with the HIP Training Mini-Course

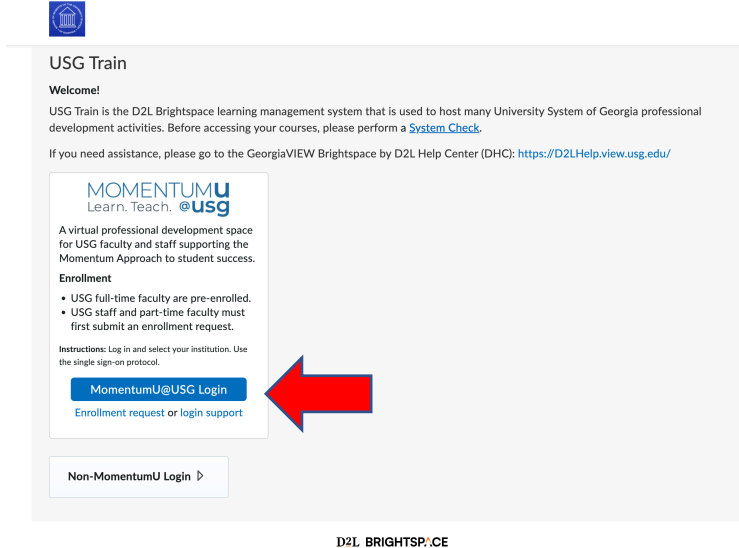
*Instructions for logging on to the USG Training Platform “MomentumU” and locating the HIP Element Training Course.*

### Step One: Locate USG Train:

<https://usgtrain.view.usg.edu/d2l/home>

Other ways include: 1. accessing the platform through the dedicated UNG HIPs site, or 2. Google “USG Train.”

### Step Two: Click “MomentumU@USG Login”



USG Train

Welcome!

USG Train is the D2L Brightspace learning management system that is used to host many University System of Georgia professional development activities. Before accessing your courses, please perform a [System Check](#).

If you need assistance, please go to the GeorgiaVIEW Brightspace by D2L Help Center (DHC): <https://D2LHelp.view.usg.edu/>

**MOMENTUMU**  
Learn. Teach. @usg

A virtual professional development space for USG faculty and staff supporting the Momentum Approach to student success.

**Enrollment**

- USG full-time faculty are pre-enrolled.
- USG staff and part-time faculty must first submit an enrollment request.

Instructions: Log in and select your institution. Use the single sign-on protocol.

**MomentumU@USG Login**


Enrollment request or login support

Non-MomentumU Login ▶

D2L BRIGHTSPACE

### Step 3: Select UNG and complete log in with two-factor authorization.

USG Single Sign-on Authentication

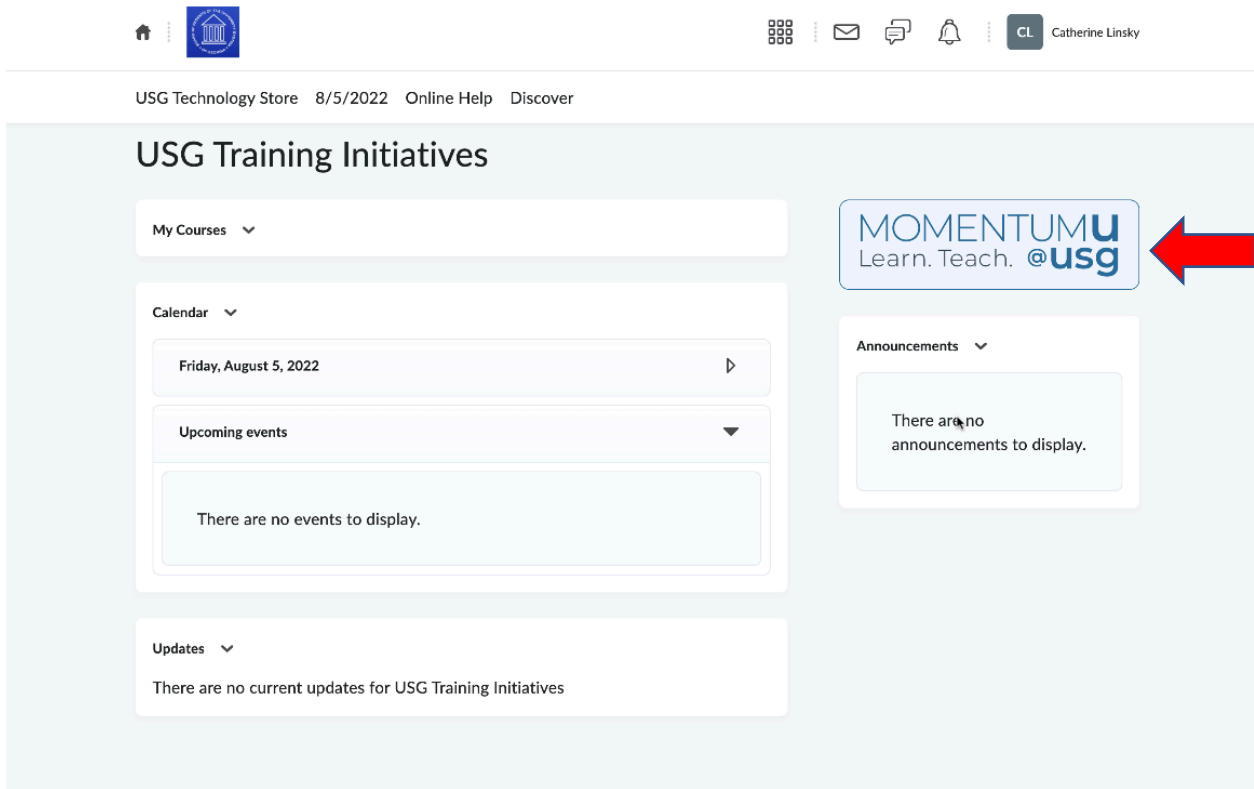


Remember my choice.

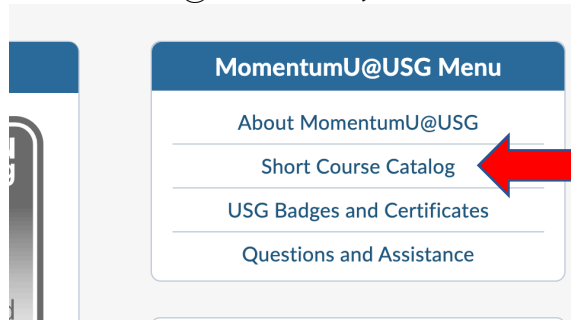
Select your institution:

Albany State University  
Atlanta State College  
Augusta University  
Clayton State University  
College of Coastal Georgia  
Columbus State University  
Dalton State  
East Georgia State College  
Fort Valley State University  
Georgia College  
Georgia Gwinnett College  
GHC  
Georgia Tech  
Georgia Southern University  
GSW  
Georgia State University  
Gordon State College  
Kennesaw State University  
Middle Georgia State University  
Savannah State University  
South Georgia State College  
University of Georgia  
UNG  
UWG  
Valdosta State University  
University System of Georgia

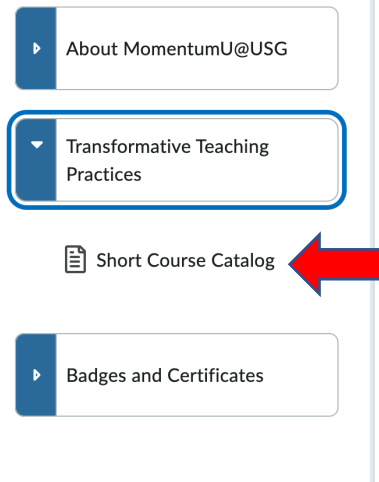
**Step 4: After entering the USG Train platform, click MOMENTUMU@USG**



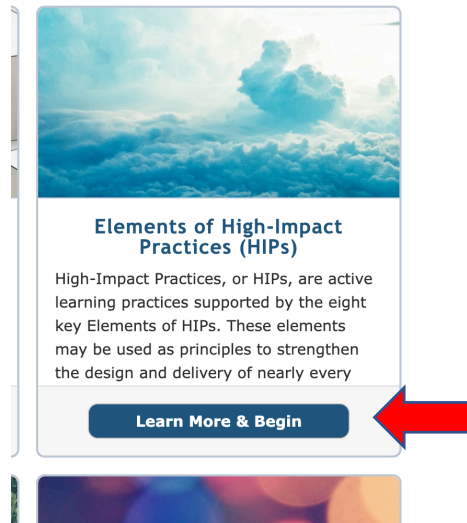
**Step 5: On the Momentum@USG Menu, click “Short Course Catalog”**



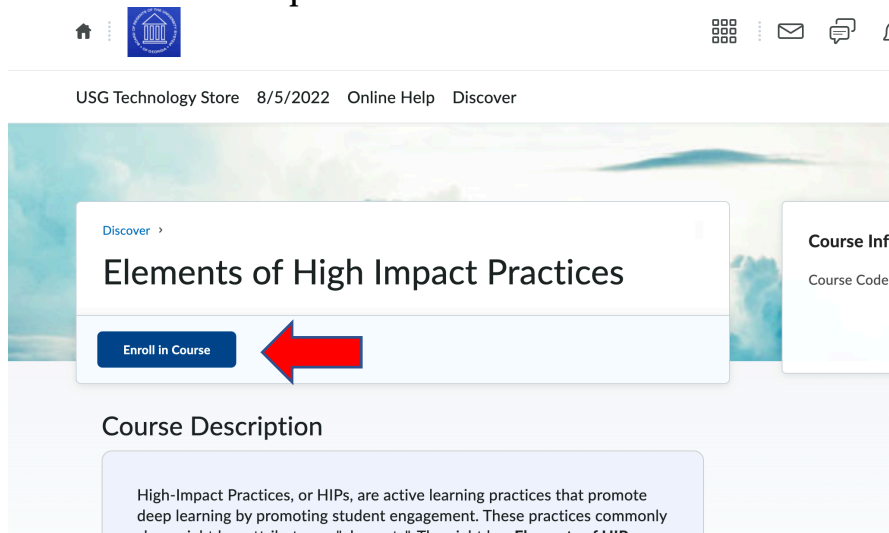
**Step 6: Click “Short Course Catalog” again**



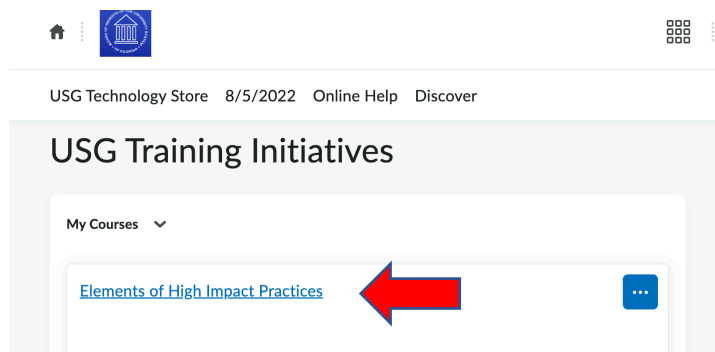
**Step 7: Scroll until you find “Elements of High-Impact Practices (HIPs).” Click Learn More & Begin**



**Step 8: Click Enroll in Course**



After that, the course will appear under “My Courses” on the USG Train Platform. Remember the goal is to earn at least the Bronze Level Badge prior to Banner course coding to provide consistency across courses.



If you need this document in an alternate format for accessibility purposes, please contact Lindsay Linksy at [Catherine.Linsky@ung.edu](mailto:Catherine.Linsky@ung.edu)